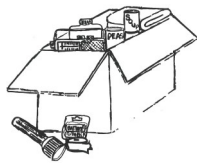


Pre-Planning Check List Be Prepared to Shelter In-Place

- Identify an interior room to be used to shelter in-place.
- Identify how to close and lock all windows and exterior doors, and how to shut off all heating and air conditioning units.
- Prepare a shelter in-place kit that contains duct tape, plastic sheeting, tape measure, and scissors. The kit should also have other family or office emergency supplies.
- Identify how you will receive emergency information from local safety officials in the event of a chemical spill.
- Develop a family or business emergency plan for all hazards.



Should I Stay or Should I Go? Evacuate or Shelter In-Place

If there is a chemical spill, you will be advised by local public safety officials which areas need to evacuate and which need to shelter in-place. This depends on many factors including wind direction and speed, the chemical properties and the amount released, and the time available.

Many releases are short in duration and it can be safer to stay inside and not be exposed to the full strength of a chemical plume by trying to evacu-

This information is approved by the Treasure Coast Local Emergency Planning Committee (TCLEPC). The TCLEPC has the responsibility to increase chemical emergency preparedness in our communities. This is accomplished through increasing response capability, promoting accident prevention, and educating the public.

Staff support is provided by the Treasure Coast Regional Planning Council, 421 SW Camden Ave, Stuart, Florida 34994.

Sheltering In-Place:

**Emergency Procedures
to Protect You and Your Family
During a Chemical Spill**



**Treasure Coast Local
Emergency Planning
Committee**

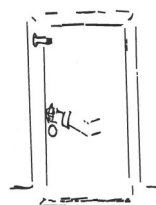
421 SW Camden Ave
Stuart, Florida 34994
(772) 221-4060

Website:
www.tcrpc.org/LEPC

How to Shelter

Often the Safest Choice to Protect

1 Move people and pets indoors immediately. Retrieve your Shelter In-Place kit if you have one.



2 Close and lock all windows and exterior doors.


3 Turn off Ventilation System including all fans, heating and air conditioning systems. Close a fireplace damper.

4 Go to an interior room preferably without windows. An above-ground location is preferable because some chemicals are heavier than air, and may seep into basement windows.

In-Place During a

You and Your Family is Going Inside

5 Seal the room using duct tape and plastic sheeting (heavier than food wrap) to seal all cracks around the door and any vents into the room.



6 If you smell a chemical odor, use a wet towel to cover your nose and mouth. If your door is not sealed with plastic and duct tape, place a wet, clean towel under the door to block harmful vapors.

7 Stay off the telephones. Do not use the telephones unless it is a life threatening situation. This includes cell phones. Do not call 9-1-1 unless it is an emergency. Your county may have a rumor control number that you can call for non-emergency information.

Chemical Spill

Stay Out of the Plume

8 Monitor the news for emergency instructions. Depending on you community, this could include television, radio, or social media outlets. Keep monitoring for updates in emergency instructions. Local officials may call for evacuation or sheltering in-place in specific areas depending on the situation.

9 Continue sheltering in-place until you are told all is safe or you are told to evacuate. When you are notified the threat is over, open doors and windows to ventilate your home or office. Replace any used supplies in your shelter in-place kit.

